

# OPEN STREETS

*A healthy epidemic*



***Open Streets: a healthy epidemic and a promising community intervention for the global pandemic of physical inactivity. Learn about the benefits of Open Streets and get ideas for starting a program in your community.***

## What are Open Streets?

Known as **Ciclovías Recreativas** in Latin America, Open Streets programs **temporarily open streets** exclusively for people so they can enjoy **safe, free space in their city** for cycling, skating, walking, jogging or other activities.

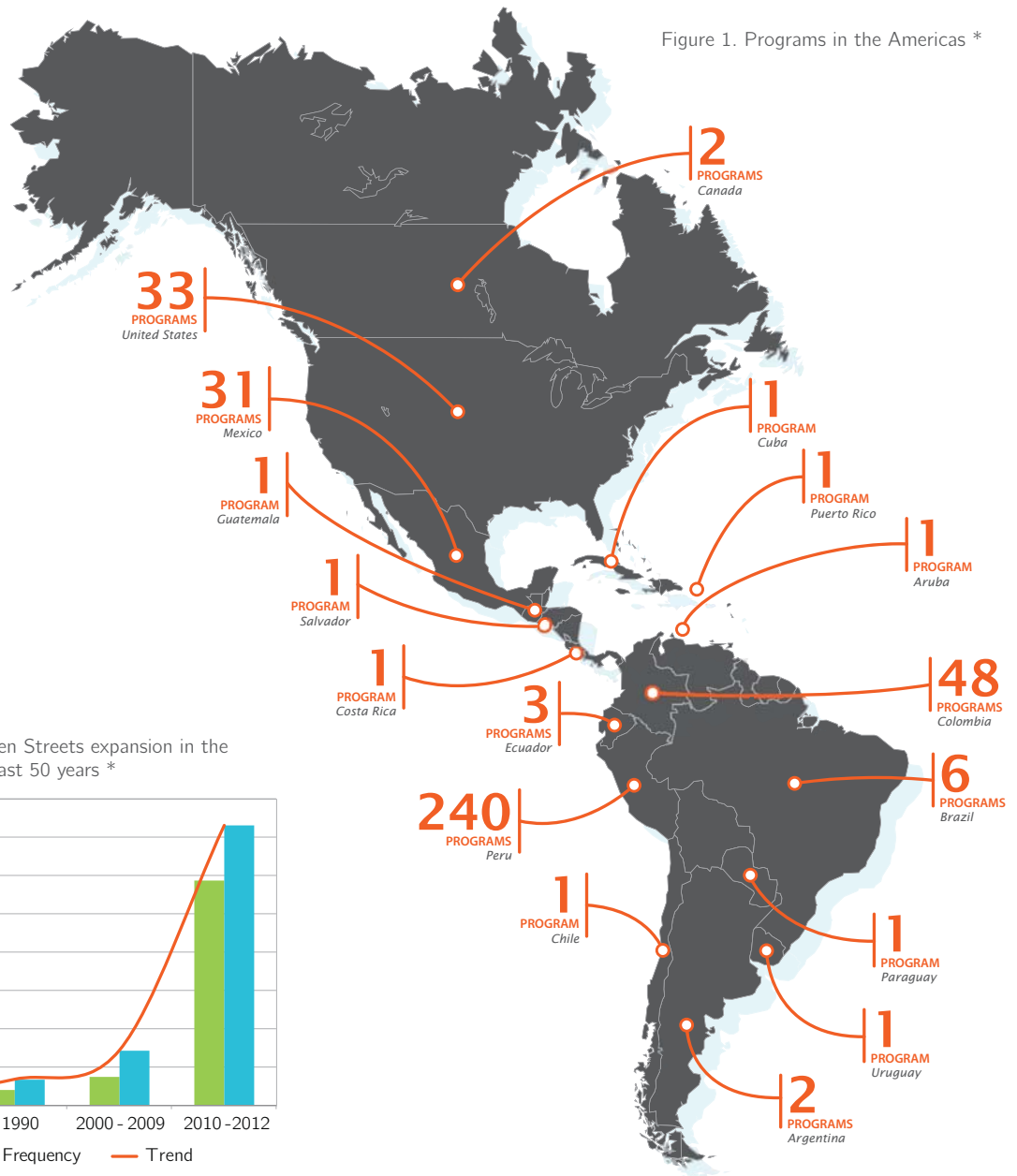
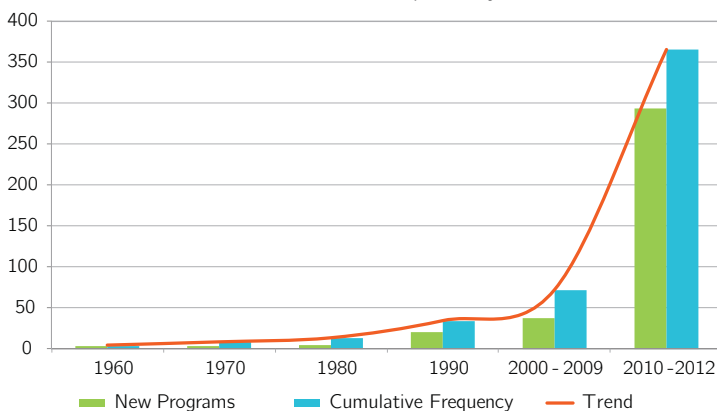


Figure 2. A healthy epidemic: Open Streets expansion in the Americas over the past 50 years \*



\* The figures show programs with at least two events per year and those that were active in 2012. Data are as up-to-date as possible. The number of programs is continuously growing



A day in the *Ciclovia Recreativa* (Open Street)  
Carrera 15, Calle 87 (Bogotá, Colombia)



Week day traffic  
Carrera 15, Calle 87 (Bogotá, Colombia)



300+ cities



1.000+ kilometers



110+ million participants a year



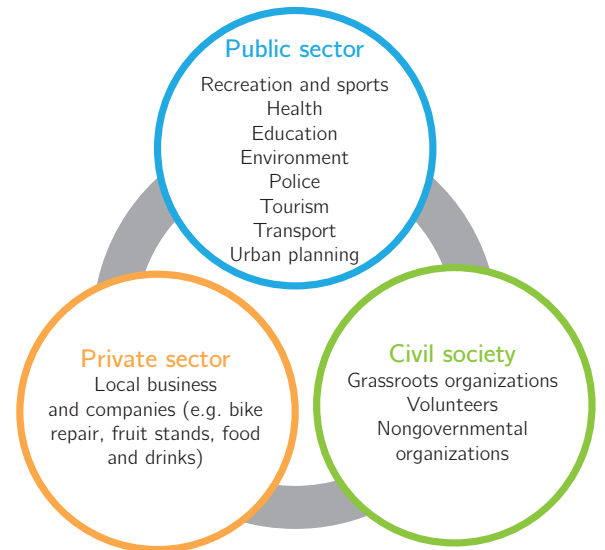
25.000+ hours of free open streets a year

*Open Streets do much more than promote cycling.*

They include a wide variety of activities:

- Physical activity classes
- Sports
- Culture and education
- Recreation and play
- Local business
- Health promotion
- Pet services

*Open Streets are multi-sectoral:*



*Save money because active people have lower health care costs:*

For each dollar invested in:

Bogotá's <i>Ciclovia</i> :			3 dollars in health care costs are saved Net savings: 13 million dollars/year
Medellín's <i>Ciclovia</i> :			2 dollars in health care costs are saved Net savings: 2 million dollars/year
San Francisco's Open Streets:			2.3 dollars in health care costs are saved Net savings: 4 million dollars/year

## Problems

## Potential solutions

### Physical inactivity

Is associated with more than **5.3 million deaths** per year and **increases the risk** of diabetes mellitus type 2, coronary disease, cerebrovascular disease and cancer by **20-30%**.



### Open Streets' participants:

- Have a higher prevalence\* of meeting PA recommendations than the overall population.
- Have a higher prevalence of cycling for transportation.
- Have a lower prevalence of being overweight or obese.

### Unsafe streets



Open Streets' participants report feeling safer.

### Decreased urban quality of life



On average Open Streets' participants have higher health-related quality of life scores.

### Air pollution and noise



Open Streets reduce particulate matter pollution and street noise.

### Lack of space for social interaction and recreation Inequity and social exclusion



Open Streets promote social inclusion, social interaction, and equity. Participants come from all socioeconomic strata, and include people with disabilities, older adults, children, families and minorities.

Provide opportunities for economic revitalization of communities.

On average Open Streets' participants score higher on social capital scales.

\* Prevalence is the proportion of individuals with a specific characteristic or event at a given period of time.



Sunday Streets (San Francisco, CA, USA)

## How much physical activity is recommended?



5 to 17  
years

Minimum 60 daily minutes of moderate or vigorous PA that is age-appropriate, enjoyable and varied.



18 to 64  
years

Minimum 150 minutes of moderate PA or 75 minutes of vigorous PA per week.

Moderate activities: walking, cycling, dancing, climbing stairs, aerobics.

Vigorous activities: jogging, running, walking fast, high-impact aerobics, jump rope, singles tennis.

## Where to begin?

If you want to begin an Open Streets program in your community, follow these steps:

### Step 1

Gather essential technical information to develop a proposal: Route, street conditions, neighborhoods and populations that you plan to include in the program.

### Step 2

Get to know and identify the local and national regulations related to physical activity, recreation, and sports that might be useful in building legal arguments for the program.

### Step 3

Identify community stakeholders who may support or oppose the proposal. Consider how you will engage stakeholders including community leaders and politicians to support Open Streets.

### Step 4

Prepare technical arguments that are useful and interesting for stakeholders.

### Step 5

Define suitable messages for the different stakeholders. It is crucial to be able to show them how Open Streets addresses their interests and concerns. Messages should include easy-to-understand and relevant figures and technical arguments.

### Step 6

Conduct technical and marketing studies and inform the community about the project.

### Step 7

Present the proposal for final approval.

*Open Streets' benefits go beyond health. They are promising programs for building healthier, more livable and equitable cities.*

For more information and references:  
<http://epiandes.uniandes.edu.co/>  
<http://cicloviarecreativa.uniandes.edu.co/>

2013

*During the planning phase, make sure to involve the following actors: recreation and sports, health, transportation, education, urban planning, tourism, culture, security and environment. Do not forget about community organizations.*



#### Fact sheet prepared by:

Adriana Díaz del Castillo<sup>1</sup>, Carlos Pedraza<sup>1</sup>, Silvia González<sup>1,2</sup>, Jesús Díaz<sup>1,2</sup>, Lorena Ibarra<sup>3</sup>, Diana Fernández<sup>4</sup>, Michael Pratt<sup>1,2,5,10</sup>, Enrique Jacoby<sup>6</sup>, Oscar Lozano<sup>7</sup>, Adriana Almanza<sup>7</sup>, Francisco Cañon<sup>8</sup>, Ross Brownson<sup>9</sup>, Olga Lucía Sarmiento<sup>1,10</sup>

1. School of Medicine. Universidad de los Andes.
2. School of Government. Universidad de los Andes.
3. Consultant.
4. School of Engineering, Department of Systems and Computing Engineering, Universidad de los Andes.
5. National Center for Chronic Disease Prevention and Health Promotion, Centers for Disease Control and Prevention (CDC).
6. Pan-American Health Organization PAHO/WHO.
7. Departamento Administrativo del Deporte, la Recreación, la Actividad Física y el Aprovechamiento del Tiempo Libre (COLDEPORTES)
8. Instituto Distrital de Recreación y Deporte (IDRD)
9. Prevention Research Center in St. Louis. Brown School Washington University in St. Louis.
10. ceiBA - Centro de Estudios Interdisciplinarios Básicos y Aplicados en Complejidad.

The production of this document has received financial support from the United States Centers for Disease Control and Prevention (CDC), an Agency of the Department of Health and Human Services, under Cooperative Agreement Number CDC RFA DP07-708 on Building Capacity of Developing Countries to Prevent non-Communicable Diseases and the International Union for Health Promotion and Education (IUHPE). The content of this document is solely the responsibility of the authors and does not necessarily represent the official views of CDC.

Design: Diana Fernández

For more information, contact:

Olga L. Sarmiento [osarmien@uniandes.edu.co](mailto:osarmien@uniandes.edu.co)